

Rayat Shikshan Sanstha's

Dr. Patangrao Kadam Mahavidyalaya, Ramanandnagar (Burli)

Tal-Palus, Dist. - Sangli (M.S.) India.

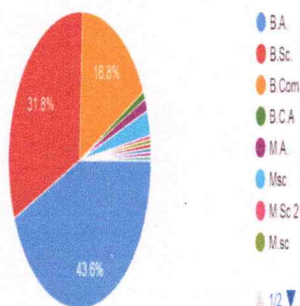
Report on,

Students Feedback On College

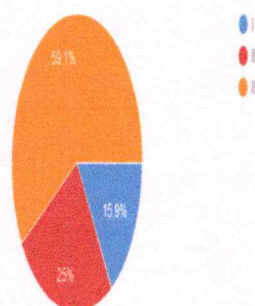
Academic Year 2021-22

Feedback is one of the most effective teaching and learning strategies and has an immediate impact on learning progress. We are collecting feedback from our students personally. We have designed a special feedback form on college.

Course
220 responses



Class
220 responses



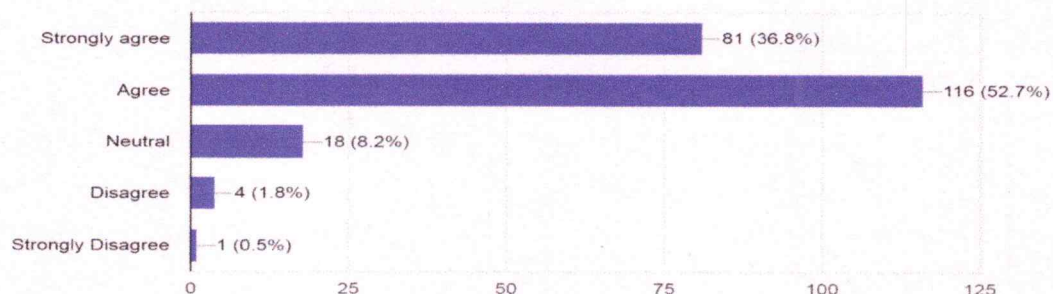
Respondent Profile

The respondent sample is broadly representative of the student population with respect to class, and course. There are 43.6% from B.A., 16.8% from B. Com., 31.8% from B.Sc., 4.3% from B.C.A., 2.2% from M.Sc., 1 % from M.A. respondents in the survey sample. Most of the respondent students are from Bachelor's Degree (96.8%), students from Master Degree 3.2% students.



Que.1 The prescribed book/reading materials are available in the library/seminar

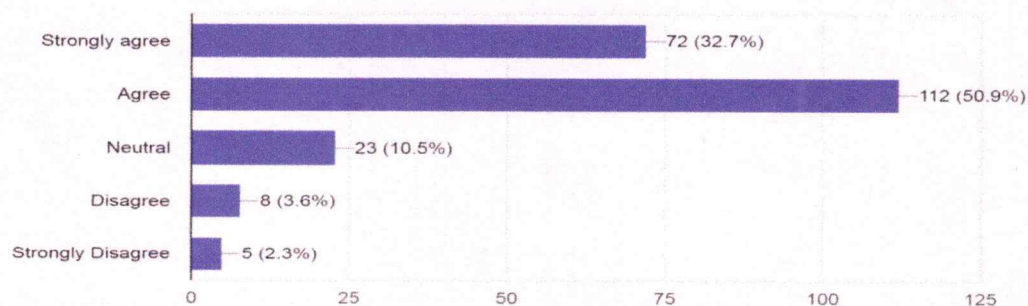
1) The prescribed book/reading materials are available in the library/seminar
220 responses



The above graph shows students opinion about the prescribed books/reading materials are available in the library/ seminar.36.8 % of the students strongly agree.52.7% of the students agree. 8.2 % of the students are neutral and 1.8 % of the students have said that no prescribed books/reading materials are available in the library/seminar.

Que.2 Reading room & amp; Common room are available in the faculty/College building.

2) Reading room & Common room are available in the faculty/College building
220 responses



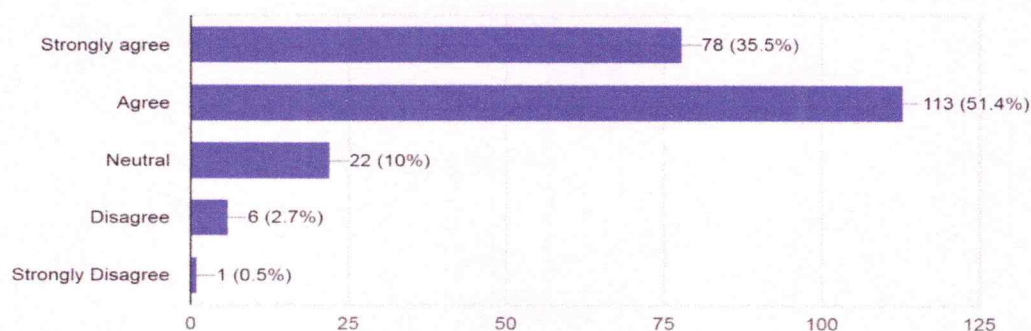
According to above graph 32.7% of the students strongly agree. 50.9% of the students agree. 10.5% of the students are neutral. 3.6 % of the students disagree to reading room & amp; Common room is available in the faculty/ College building.



Que.3 Available reading space in library/seminar is satisfactory.

3) Available reading space in library/seminar is satisfactory.

220 responses

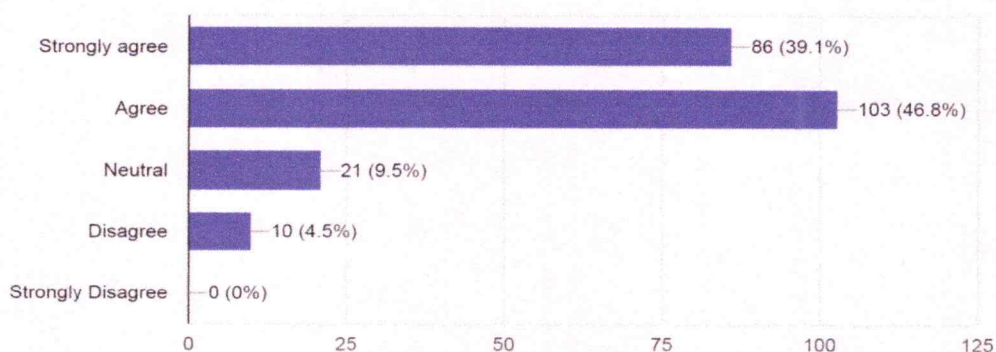


The above graph shows students opinion about available reading space in library/seminar is satisfactory. 35.5% of the students strongly agree. 51.4% of the students agree. 10% of the students are neutral. 0.45% of the students have said that satisfactory reading space is not available in library/seminar.

Que.4 The library/seminar staff is cooperative and helpful.

4) The library/ seminar staff are cooperative and helpful

220 responses



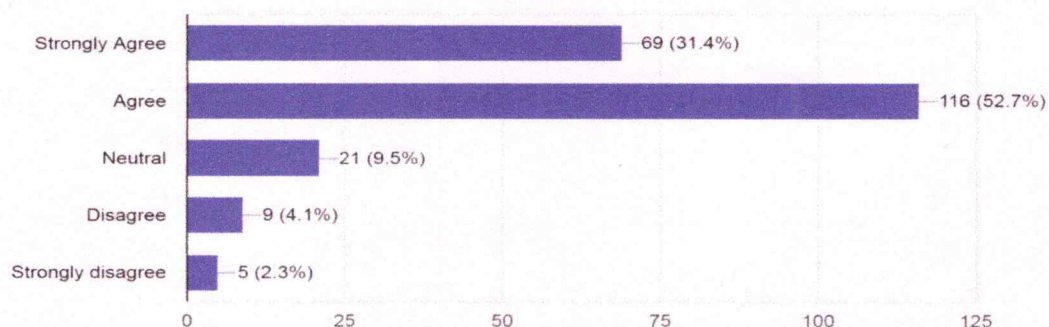
The above graph shows 39.1% of the students strongly agree. 46.8% of the students agrees. 9.5% of the students are neutral. 1.3% of the students are disagree to the library/seminar staff are cooperative and helpful.



Que.5 Photocopying facility in the library/department is available and satisfactory

5) Photocopying facility in the library/ department is available and satisfactory

220 responses

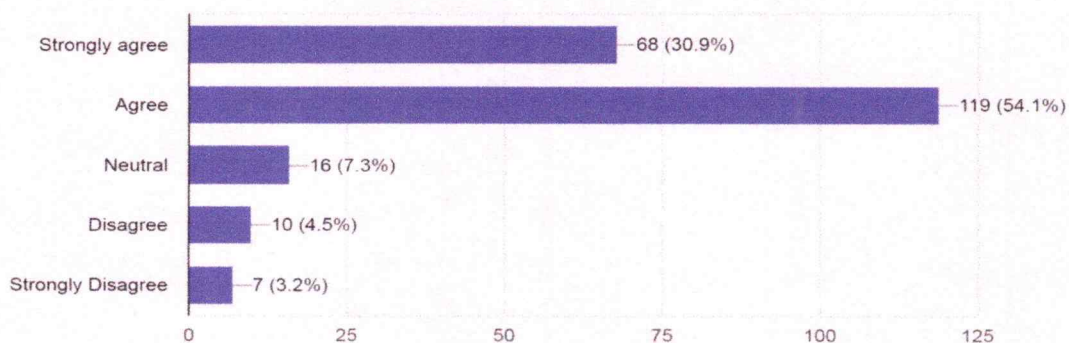


According to above graph 31.4% of the students strongly agree, 52.7% of the students agree and 7.2% of the students are neutral. 2.3% of the students have said that photocopying facility in the library/department is not available and satisfactory.

Que.6 Internet facilities are available in the department.

6) Internet facilities are available in the department

220 responses



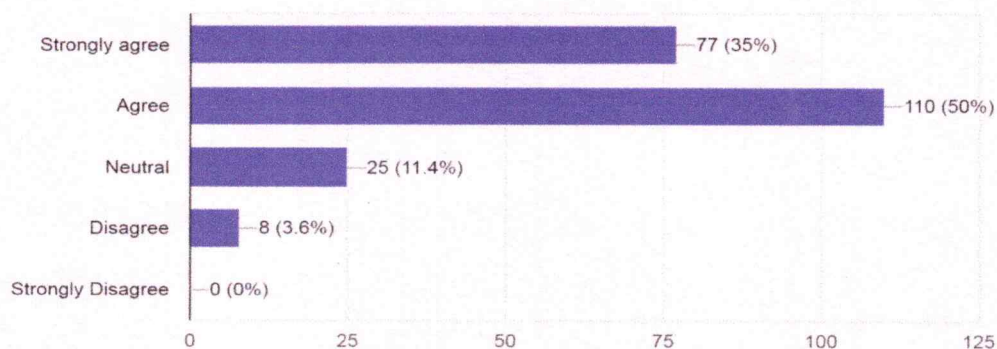
The above graph shows students opinion about Internet facilities are available in the department. 30.9% of the students strongly agree. 54.1 % of the students agree. 3.2% of the students have said that internet facilities are not available in the department.



Que.7 Online educational resources are available and accessible.

7) Online educational resources are available and accessible

220 responses

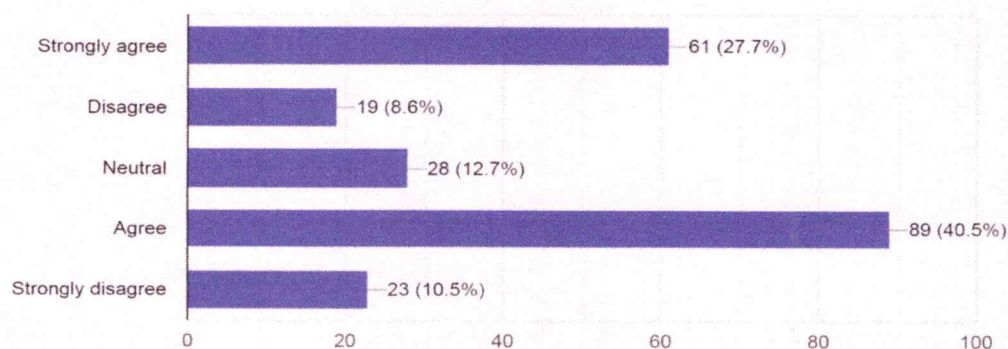


The above graph shows students opinion about online educational resources is available and accessible. 35% of the students strongly agree, 50% of the students agree, 11.4% of the students are neutral.

Que.8 The office staff in the department is helpful.

8) The office staff in the department are helpful.

220 responses



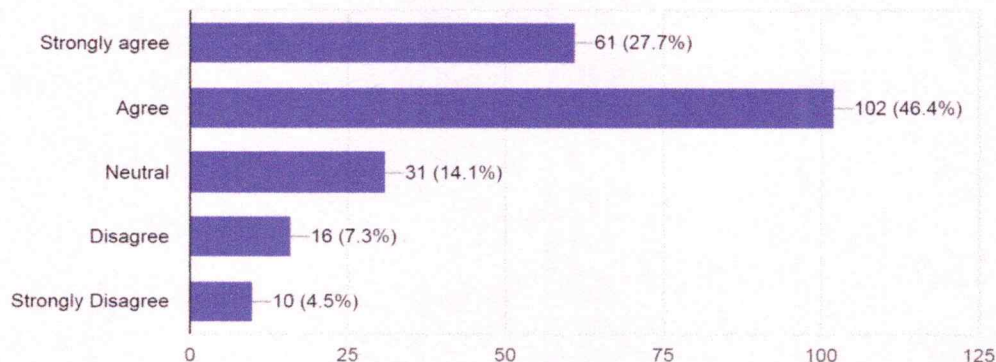
According to the above graph 27.7% of the students strongly agree, 40.5% of the students agree and 10.5% of the students strongly disagree to the office staff in the department are helpful.



Que.9 Toilets/washrooms are hygienic and properly maintained.

9) Toilets/washrooms are hygienic and properly maintained.

220 responses

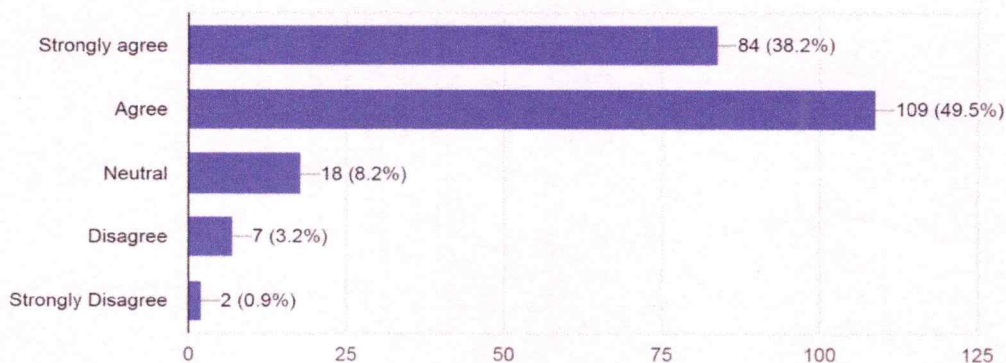


According to above graph 27.7% of the students strongly agree, 46.4% of the students agree, and 4.5 % of the students strongly disagree to toilets/washrooms are hygienic and properly maintained.

Que.10 Clean drinking water is available on the campus.

10) Clean drinking water is available on the campus.

220 responses



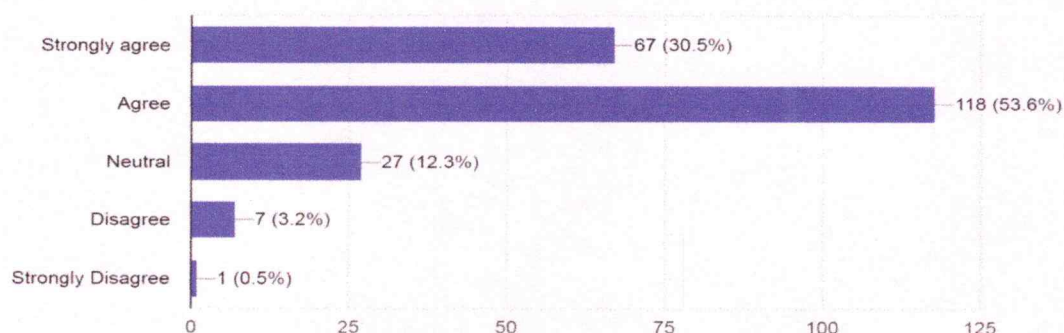
The above graph shows 38.2% of the students strongly agree, 49.5% of the students agree and 0.9% of the students disagree to clean drinking water is available on the campus.



Que.11 Grievances/problems redressed/solved well in time.

11) Grievances/problems redressed/solved well in time.

220 responses

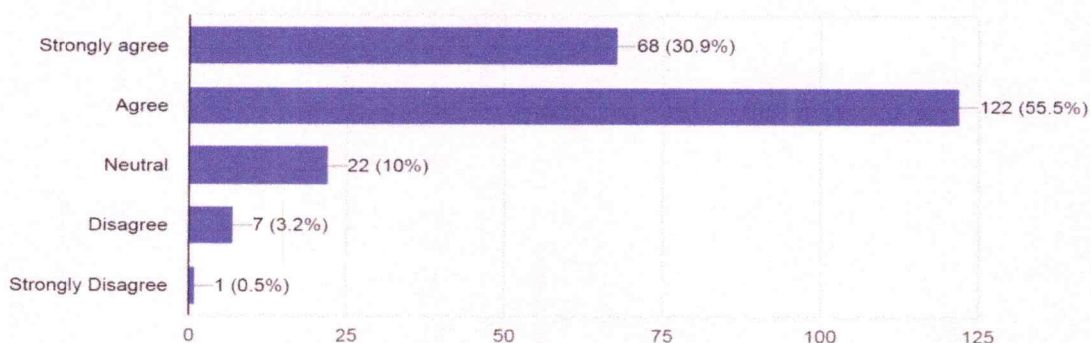


According to above graph 30.5% of the students strongly agree, 53.6% of the students agree and 0.5% of the students are strongly disagree to grievances/problems redressed/solved well in time.

Que.12. The functioning of the placement cell(s) in the institute is satisfactory.

12) The functioning of the placement cell(s) in the institute is satisfactory

220 responses



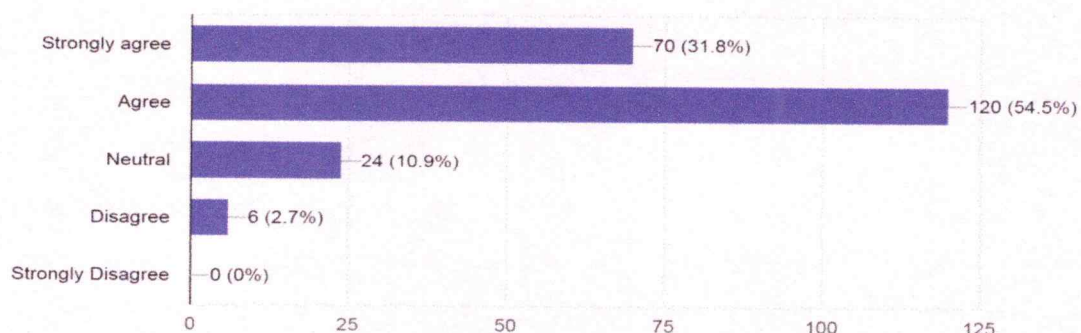
The above graph shows students opinion about functioning of the placement cell(s) in the institute. 30.9% of the students strongly agree, 55.5% of the students agree, 10% of the students are neutral. 3.2% of the students disagree to the functioning of the placement cell(s) in the institute is satisfactory.



Que.13 Equipment in the lab(s) is in working condition.

13) Equipment in the lab(s) are in working condition

220 responses

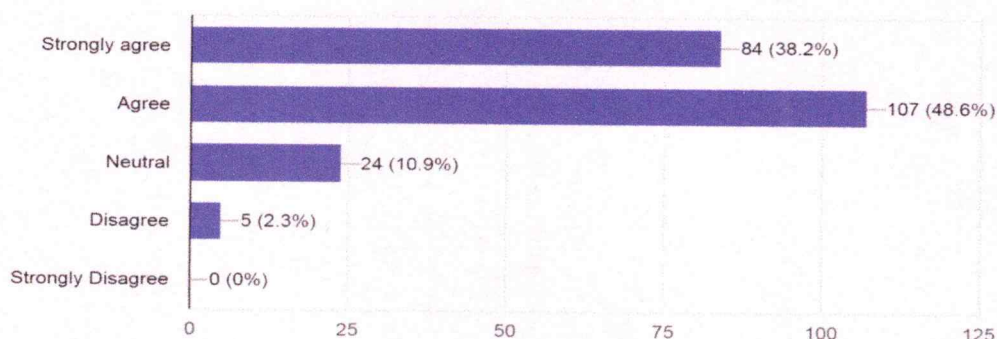


According to the above graph 31.8% of the students strongly agree, 54.5% of the students agree, 10.9% of the students are neutral and 2.7% of the students disagree.

Que.14 The campus is green and Eco-friendly.

14) The campus is green and Eco-friendly.

220 responses



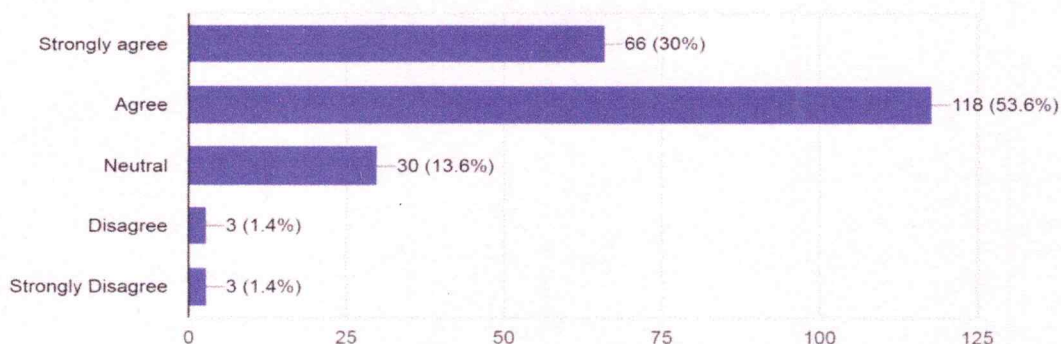
According to above graph 38.2% of the students strongly agree, 48.6% of the students agree, 10.9% of the students are neutral. 2.3% of the students disagree to the campus is green and Eco-friendly.



Que.15 The buildings/classrooms are accessible to differently abled students

15) The buildings/classrooms are accessible to differently-abled students

220 responses

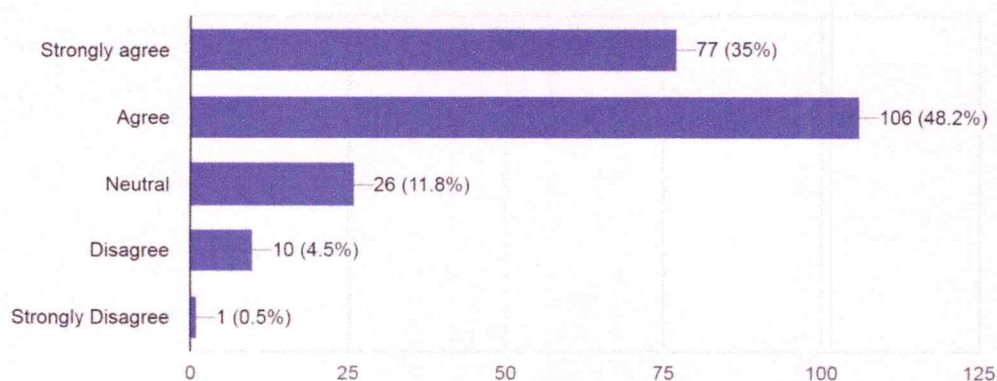


The above graph shows 30% of the students strongly agree, 53.6% of the students agree, 13.6% of the students are neutral. 1.4% of the students disagree and strongly disagree to the buildings/classrooms are accessible to differently-abled students.

Que.16 The Classrooms are clean and well maintained.

16) The classrooms are clean and well maintained.

220 responses



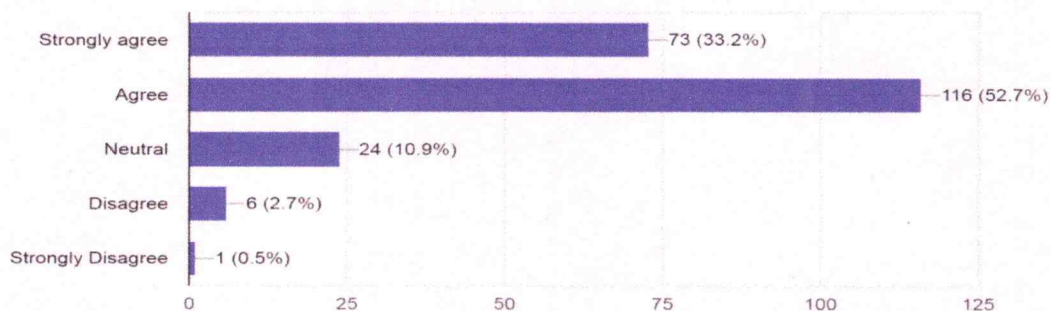
The above graph shows 35% of the students strongly agree, 48.2% of the students agree and 0.5% of the students strongly disagree to the classrooms are clean and well maintained.



Que.17 The Campus has adequate power supply.

17) The campus has adequate power supply.

220 responses



According to the above graph 33.2% of the students strongly agree, 52.7% of the students agree and 10.9% of the students are neutral. 0.5% of the students strongly disagrees to the campus has adequate power supply.

Recommendations/Suggestions:

- 1) College is very nice and good atmosphere.
- 2) Need of fans in auditorium.


Chairman,
Feedback Committee




Incharge Principal
Dr. Patangrao Kadam Mahavidyalaya,
Ramnagar, Solapur



Rayat Shikshan Sanstha's
Dr.Patangrao Kadam Mahavidyalaya, Ramanandnagar (Burli)
Tal-Palus, Dist. - Sangli (M.S.) India.

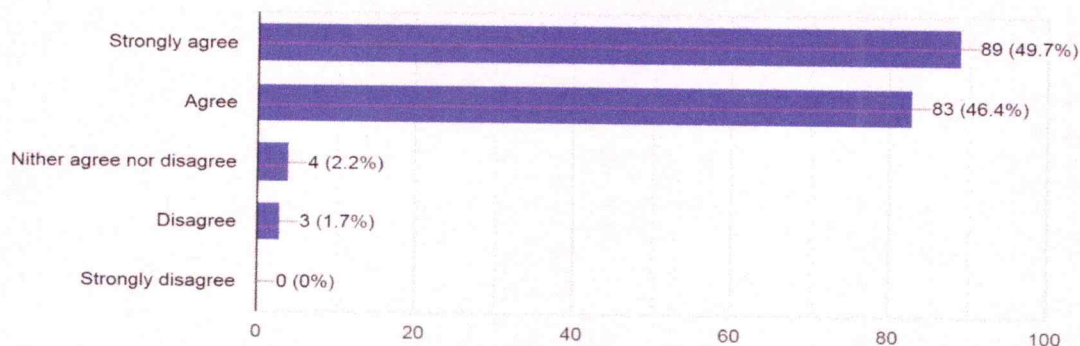
Report on,
STUDENTS FEEDBACK ABOUT TEACHER
Academic Year 2021-22

Feedback is one of the most effective teaching and learning strategies and has an immediate impact on learning progress. We are collecting feedback from our students personally. We have designed a special feedback form on curriculum development, Faculty performance and subject review.

❖ **The analysis of student's feedback on the completion of Syllabus:**

1) The teacher completes the entire syllabus in time

179 responses



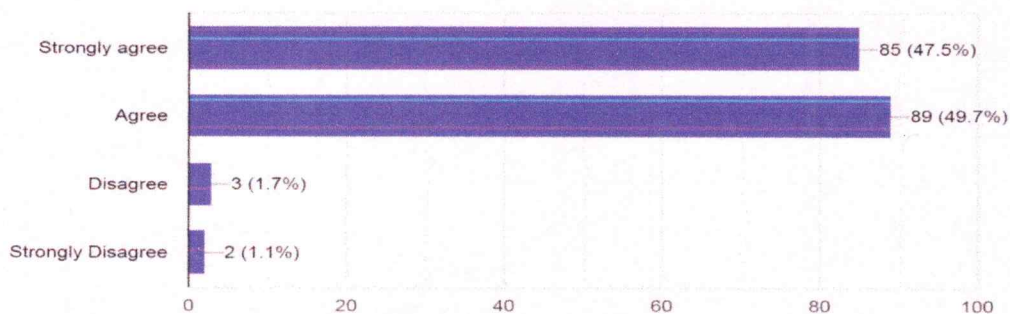
The above graph shows that 49.7% students feel strong agree for completion of entire syllabus in time while 46.4% students agree but 1.7% students are not satisfy about completion of syllabus.



❖ About Teacher discuss topics and interact in the class:

2)The teacher discuss topics and interact in the class

179 responses

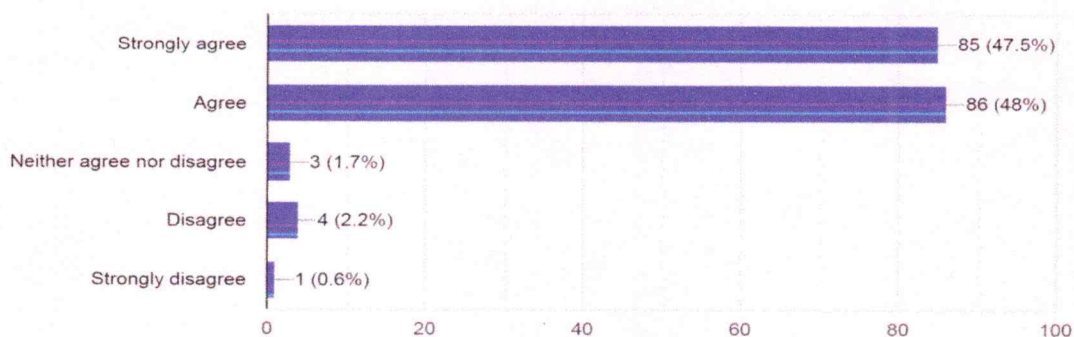


The 47.5% students strongly agree and 49.7 % students are agreeing while 1.7% students are disagreeing for discussion on the topic and interaction by teacher in the class.

❖ The teacher communicates clearly and inspire me by his teaching:

3)The teacher communicates clearly and inspire me by his teaching.

179 responses



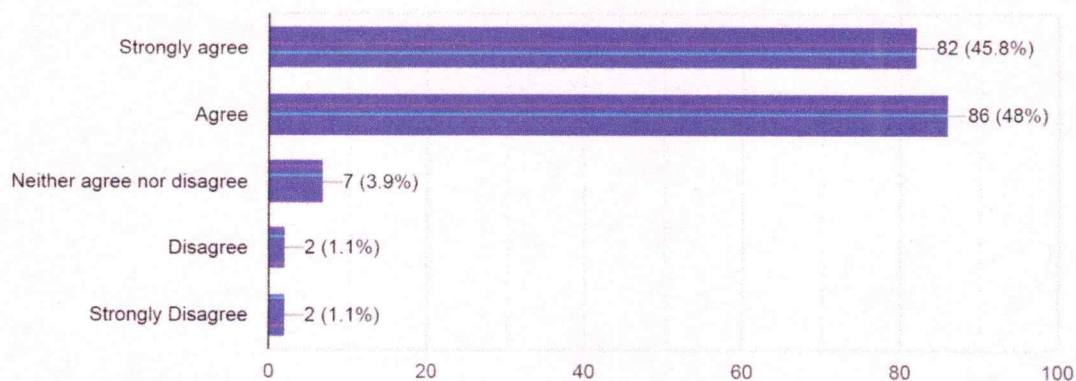
47.5% Students also reported that lecturers provide prompt and comprehensive and they inspired by teaching.48% students are agree for the same while 2.2% are not satisfy by their teaching.



❖ The teacher is punctual in the class:

4)The teacher is punctual in the class.

179 responses

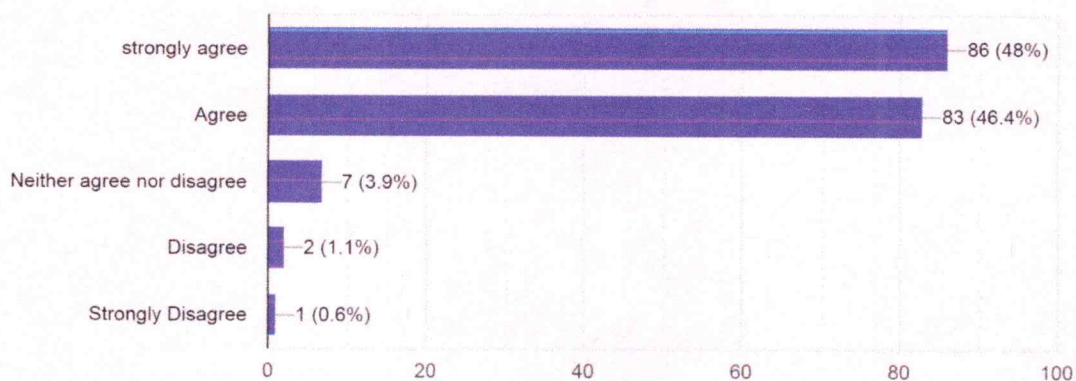


According graph shows 45.8% students feel punctuality about the teacher but 48% students also agree punctuality about teacher but 1.1% students are disagree about it.

❖ The teacher comes well prepared for the class:

5)The teacher comes well prepared for the class.

179 responses



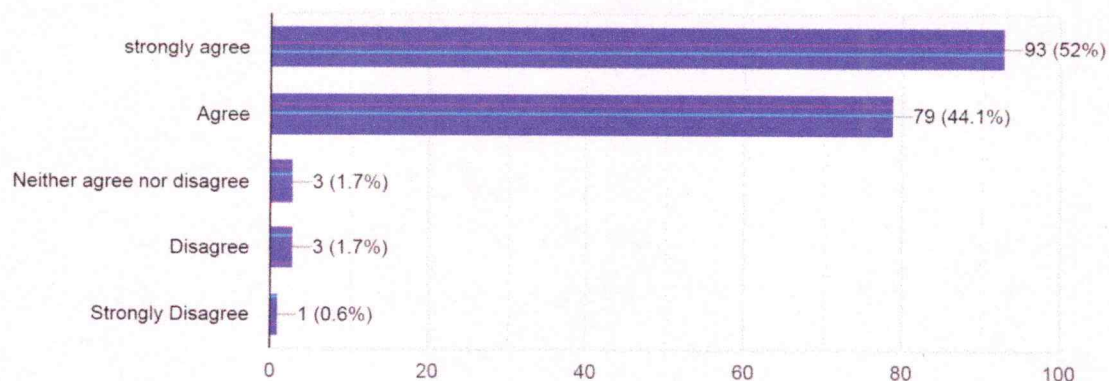
The above graph shows 48% students feel strong agree for well preparation of subject content about teacher and 46.4% students agree for their preparation but 1.1% students are not satisfy for their preparation.



❖ **The teacher encourages participation and discussion in the class:**

6)The teacher encourages participation and discussion in the class.

179 responses




According to above graph 52% students strongly agree for the participation and discussion in the class by the teacher while 44.1% students agree for same but 1.7%& students are not satisfied on teachers' encouragement and discussion.

❖ **The teacher uses modern teaching aids, hand out, Suitable references, PowerPoint presentation, web resources:**

7)The teacher uses modern teaching aids, handout, suitable references, power point presentation, web resources etc.

179 responses



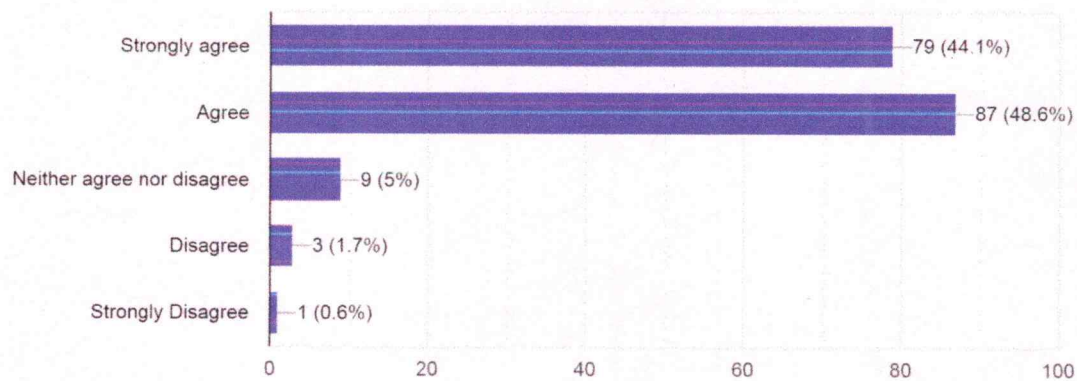
The above graph shows 49.2% students are strongly agree, 43.6% students agree and 3.4% students feel that there is need to add latest technology. While 1.7% students did not require such type of facility.



❖ The teacher's attitude the students is friendly & helpful:

8)The teacher's attitude towards the students is friendly & helpful.

179 responses

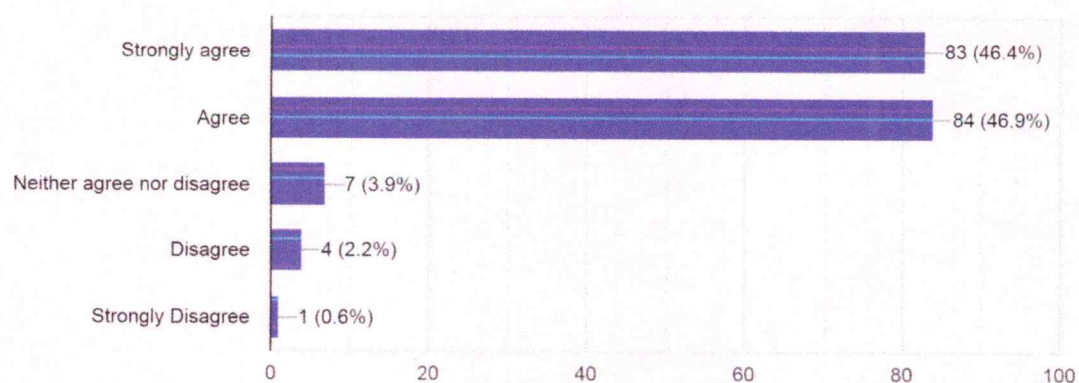


According to above graph 44.1% students feel strong agree on the teachers attitude as friendly and helpful nature while 48.6% students agree on teacher's attitude but 0.6% students are not satisfied on attitude of teachers.

❖ The teachers is available and accessible in the department:

9)The teacher is available and accessible in the department.

179 responses



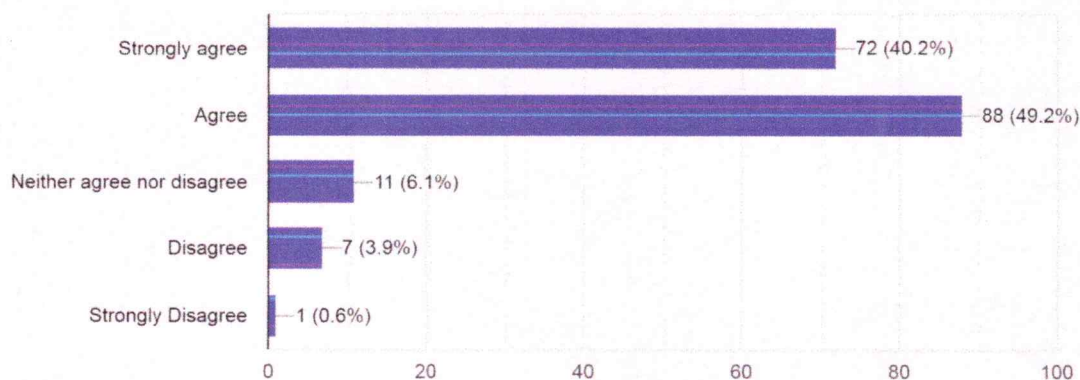
46.4% students have been that teachers is available and accessible in the department while 46.9% students are agree with this statement but 0.6% students are disagree.



❖ The evaluation process is fair and unbiased:

10)The evaluation process is fair and unbiased.

179 responses

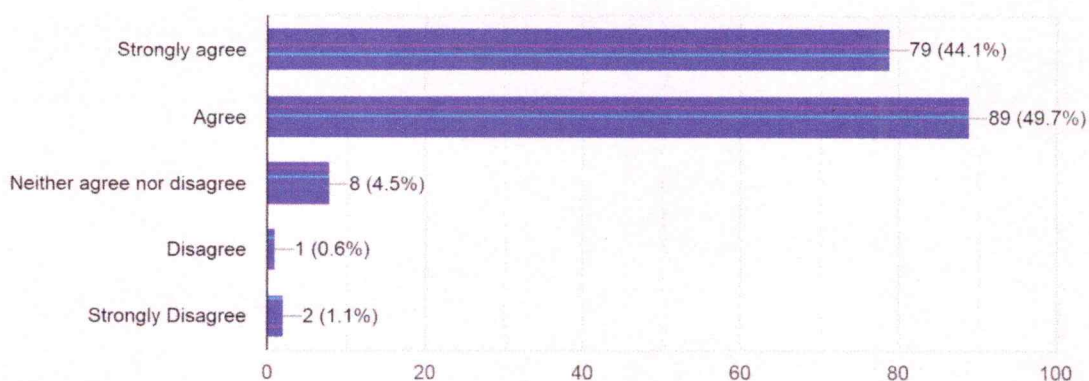


The above graph shows, 40.2 % students are strongly agree on the evaluation process and 49.2 % students are agree on the evaluation process such as fair and unbiased.3.9% of the students disagree to evaluation process is fair and unbiased.

❖ Regular and timely feedback is given on your performance:

11)Regular and timely feedback is given on your performance.

179 responses



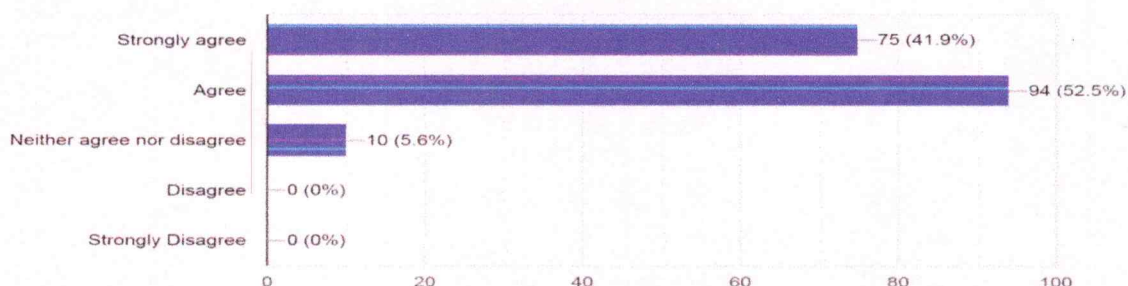
44.1 % students are well satisfied on regular and timely feedback while 49.7 % students satisfied on the same but 1.1 % students dislike it.



❖ Periodical assessment are conducted as per schedule:

12) Periodical assessment are conducted as per schedule.

179 responses

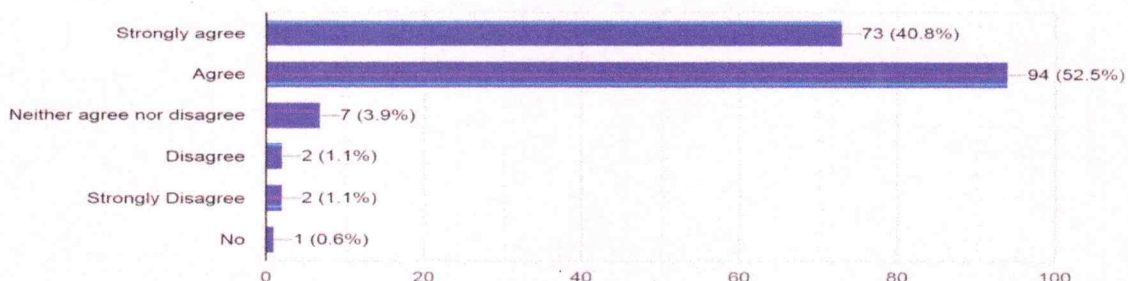


The above graph shows, 41.9% students are strongly agree for the conduction of periodical assessment and agreed by 52.5 % students

❖ I have learnt and understood the subject materials in this course:

13) I have learnt and understood the subject materials in this course.

179 responses



Most of the student have learnt and understood the subject materials in this course but only 1.1 % student are not satisfied in this course.

Recommendations/Suggestions:

- 1) The quality of teacher is best.
- 2) The teacher encourages participation and discussion in the class:

Prave
Chairman,
Feedback Committee



Dr. Patangrao Kadam
Incharge Principal
Dr. Patangrao Kadam Mahavidyalaya,
Ramnagar, Ramnagar (M.S.)

Rayat Shikshan Sanstha'
Dr. Patangrao Kadam Mahavidyalaya, Ramanandnagar (Burli)
Feedback Committee

Feedback Analysis of Teachers on College

Academic Year-2021-22

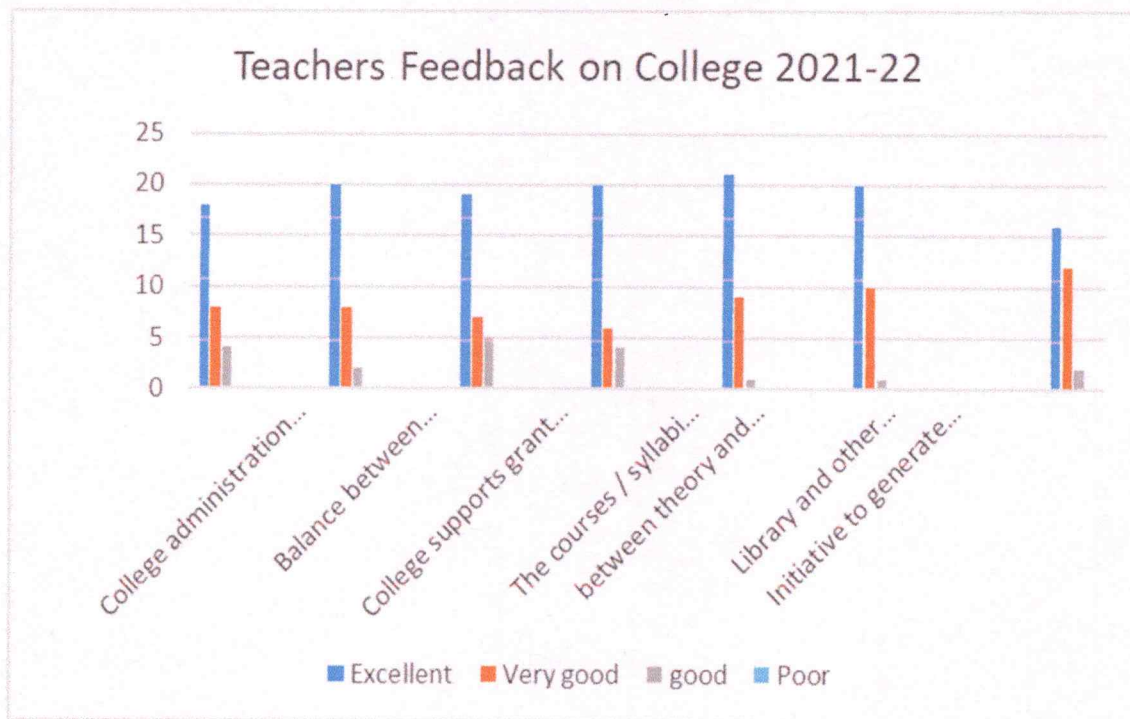
Submitted to

Internal Quality Assurance Cell

We have received 32 teachers' offline feedback on college. There are 18 males and 14 female respondents in the survey sample. Following table shows the summary of the responses given by teacher for each parameter.

Sr. No	Particulars	Excellent	Very good	good	Average	Poor
1	Overall academic atmosphere and culture of the college from a faculty perspective	18	8	4	2	0
2	College administration values and supports from your professional development	20	8	2	2	0
3	Balance between teaching and research expectations by the college	19	7	5	1	0
4	College supports grant applications, research funding and publication opportunities	20	6	4	2	0
5	The courses / syllabi taught by me have a good balance between theory and application	21	9	1	1	0
6	Library and other facilities are suitable for self-learning for students.	20	10	1	1	0
7	Initiative to generate positive impact on the academic ambience of the college.		12	2	2	0



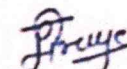


All the teachers who participated in this survey are satisfied with the ambience of the college. There are about 56.25% teachers who said that Overall academic atmosphere and culture of the college from a faculty perspective is excellent and 25% teachers agree with good. 62.5% teachers said that the College administration values and supports from your professional development is excellent. All the teachers are satisfied with the Library and other facilities are suitable for self-learning for students. Overall, it seems that majority of the teachers have rated excellent for all the points considered here.

Recommendations and suggestions:

Teachers are recommended and suggested that:

1. Arrange training program on Moodle E-learning development.
2. Arrange workshop on NAAC preparedness.


 Chairman,
 Feedback Committee




 Incharge Principal
 Dr. Patangrao Kadam Mahavidyalaya,
 Ramnandnagar (Dist. Solapur)

Rayat Shikshan Sanstha's
Dr. Patangrao Kadam Mahavidyalaya, Ramanandnagar (Burli)
Analysis of Employer Feedback 2021-22

Introduction and Objectives :

Rayat Shikshan Sanstha's, Dr. Patangrao Kadam Mahavidyalaya, Ramanandnagar (Burli) was established in the year 1968. The college aims at the overall development of the students to become entrepreneurs and professionals in the respective disciplines. Every year survey has conducted to assess the satisfaction of all the stakeholders regarding curriculum, teaching, learning, evaluation and infrastructure of the college. Receiving positive and negative feedback are an important in helping monitor and evaluate the provision. Feedback from all stakeholders is a contributing factor to run a successful college or institution.

Methodology:

In academic year 2021-22, we asked all stakeholders to fill a feedback form (provided by college).

The feedback forms have also available on the college website. Filling of feedback is mandatory.

Design of Feedback:

The responses from employers are collected on the six point scale.

- 1) Very Happy
- 2) Happy
- 3) Satisfied
- 4) Not Satisfied
- 5) Far from satisfied
- 6) Other

1) General Communication Skill :

Response	Very Happy	Happy	Satisfied	Not satisfied	Far from satisfied	Other	Total
No.Of Employers	11	6	1	-	-	-	18

1) General communication skills
18 responses

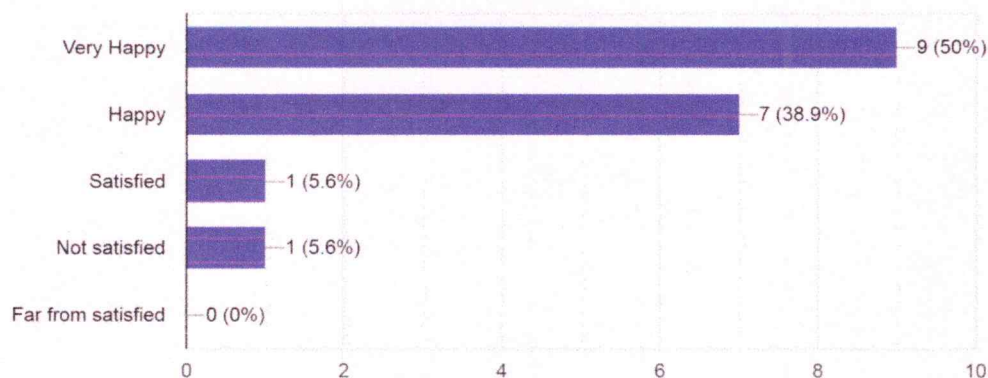


2) Developing practical solutions to work place problems :

Response	Very Happy	Happy	Satisfied	Not satisfied	Far from satisfied	Other	Total
No.Of Employers	9	7	1	1	-	-	18

2) Developing practical solutions to work place problems.

18 responses




3) Working as a part of a team :

Response	Very Happy	Happy	Satisfied	Not satisfied	Far from satisfied	Other	Total
No.Of Employers	8	5	4	1	-	-	18

3)Working as a part of a team

18 responses




4) Creative in response to workplace challenges :

Response	Very Happy	Happy	Satisfied	Not satisfied	Far from satisfied	Other	Total
No.Of Employers	10	7	1	-	-	-	18

4) Creative in response to workplace challenges

18 responses

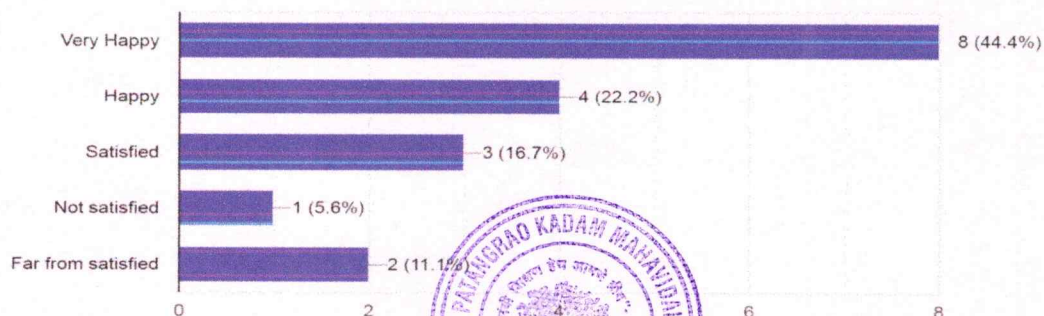


5) Their planning and organization skills :

Response	Very Happy	Happy	Satisfied	Not satisfied	Far from satisfied	Other	Total
No.Of Employers	8	3	3	1	2	-	17

5) Their planning and organization skills

18 responses

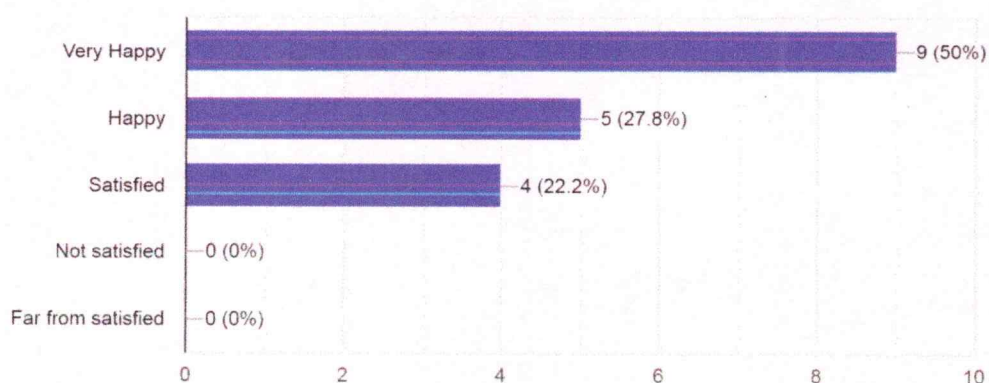


6) Self-motivated and taking on appropriate level of responsibility :

Response	Very Happy	Happy	Satisfied	Not satisfied	Far from satisfied	Other	Total
No.Of Employers	9	5	4	1	2	-	21

6) Self-motivated and taking on appropriate level of responsibility.

18 responses




7) Open to new idea and learning new techniques :

Response	Very Happy	Happy	Satisfied	Not satisfied	Far from satisfied	Other	Total
No.Of Employers	9	5	4	1	2	-	21

7) Open to new idea and learning new techniques .

18 responses

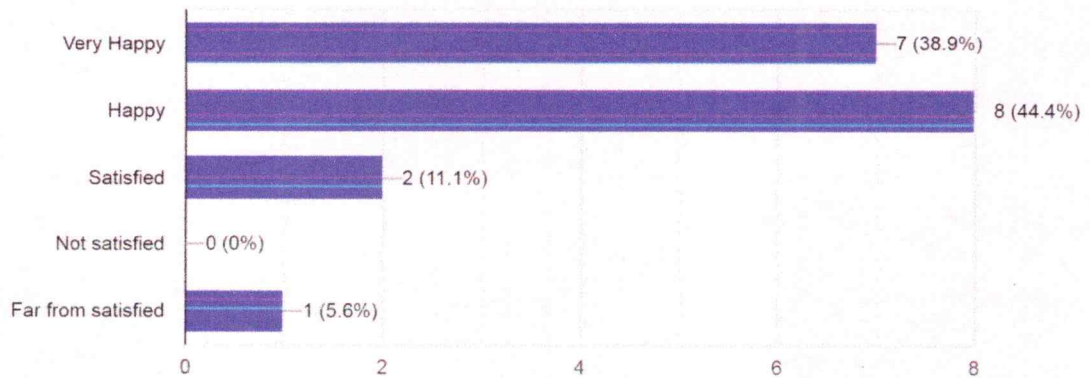


8) Using technology and workplace equipment :

Response	Very Happy	Happy	Satisfied	Not satisfied	Far from satisfied	Other	Total
No.Of Employers	9	5	4	1	2	-	21

8) Using technology and workplace equipment.

18 responses



9) Ability to contribute to the goal of the organization :

Response	Very Happy	Happy	Satisfied	Not satisfied	Far from satisfied	Other	Total
No.Of Employers	7	8	2	-	1	-	18

9) Ability to contribute to the goal of the organization.

18 responses

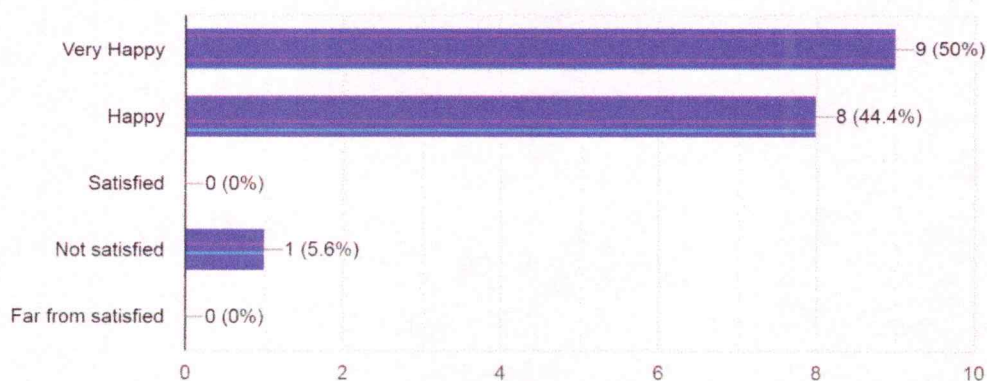


10) Technical knowledge :

Response	Very Happy	Happy	Satisfied	Not satisfied	Far from satisfied	Other	Total
No.Of Employers	7	6	5	-	-	-	18

10) Technical knowledge/skill

18 responses

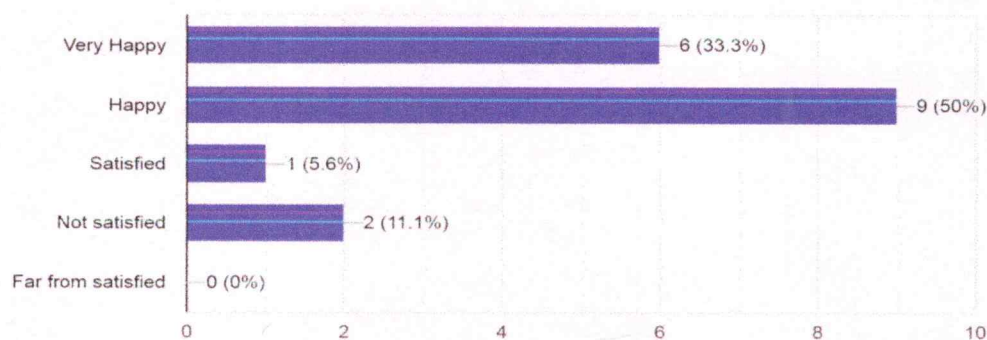


11) Ability manage/leadership qualities :

Response	Very Happy	Happy	Satisfied	Not satisfied	Far from satisfied	Other	Total
No.Of Employers	9	8	-	1	-	-	18

11) Ability manage/leadership qualities.

18 responses




12) Innovativeness, creativity :

Response	Very Happy	Happy	Satisfied	Not satisfied	Far from satisfied	Other	Total
No.Of Employers	6	9	1	2	-	-	18

12) Innovativeness, creativity

18 responses




13) Relationship with seniors/peers/subordinates :

Response	Very Happy	Happy	Satisfied	Not satisfied	Far from satisfied	Other	Total
No.Of Employers	7	7	4	-	-	-	18

13) Relationship with seniors/peers/subordinates

18 responses




14) Involvement in social activity :

Response	Very Happy	Happy	Satisfied	Not satisfied	Far from satisfied	Other	Total
No.Of Employers	8	7	1	2	-	-	18

14) Involvement in social activity

18 responses




15) Ability to take up extra responsibility :

Response	Very Happy	Happy	Satisfied	Not satisfied	Far from satisfied	Other	Total
No.Of Employers	5	7	6	-	-	-	18

15) Ability to take up extra responsibility

18 responses




16) Obligation to work beyond schedule if required :

Response	Very Happy	Happy	Satisfied	Not satisfied	Far from satisfied	Other	Total
No.Of Employers	5	7	5	1	-	-	18

16) Obligation to work beyond schedule if required

18 responses



Recommendation and Suggestions:

1. Provide clean washroom.
2. Improve Software facilities for students.
3. Start skill development courses.

Phruye
Chairman,
Feedback Committee



Dr. Patangrao Kadam
Incharge Principal
Dr. Patangrao Kadam Mahavidyalaya,
Ramnandnagar, Warananagar (Dist. Solapur)

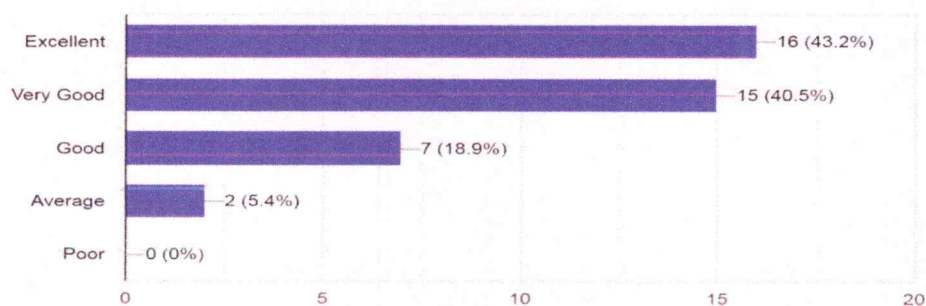


Rayat Shikshan Sanstha's
Dr. Patangrao Kadam Mahavidyalaya, Ramanandnagar (Burli)
Report on
Alumni Feedback:2021-22

We believe that alumni feedback is an important source of information for betterment and development of the Institution. This questionnaire is designed to make a survey of the institutional feedback. We have collected feedback from Alumni on Course Content, Teaching Learning Process, Curriculum/Syllabus/Evaluation process, Library/Sports/others and Administration. During the year 2021-22 alumni feedback was processed and following conclusion was drawn.

✚ Admission Process:

Admission procedure
37 responses



The feedback report shows that 43.2 % students felt that Admission process is excellent while 40.5% of the students felt it is very good and 18.9% of the students felt good.

✚ Fee Structure:

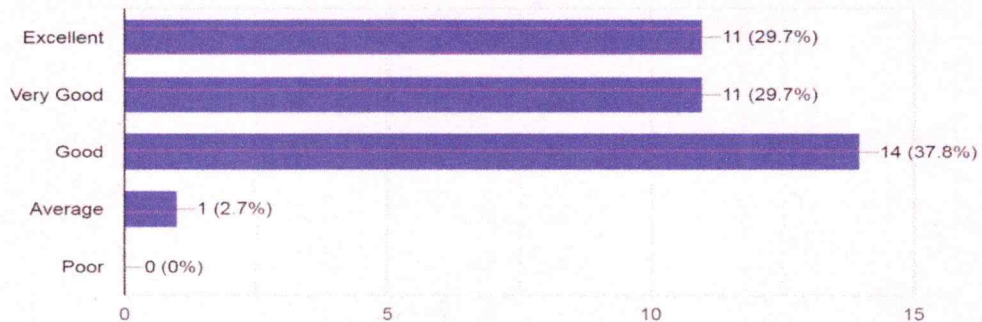
Fee structure
37 responses



The 27% of the students are strongly agree with the fee structure. The 27% of the students felt very good while 35.1% students felt good and 8.1% are average satisfied.

Environment of the College:


Environment
37 responses



About 29.7% students reported that college environment is Excellent and 29.7% said it is very good while 37.8% said it's good.

Infrastructure & Lab Facilities:

Infrastructure & lab Facilities
37 responses




The feedback report shows that 35.1% students rated infrastructure and Lab Facilities excellent while 24.3% are rating very good and 37.8% are feeling it is good but 5.4% felt that it is an Average.



✚ Analysis of Faculty:

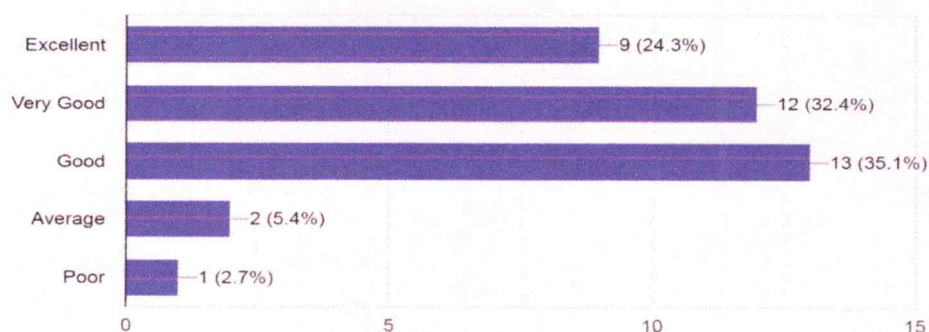
Faculty
37 responses



According to Feedback Report, 27% students feel that faculty was excellent and 29.7% felt it is very good while 37.8% students thought it is good and 2.7% students out of total students thought that it is poor.

✚ Project Guidance:

Project Guidance
37 responses




According to the graph, it is showed that 24.3% students thought that Project Guidance of the faculty was excellent, 32.4% thought that it is very good while 35.1% students thought it is good but 5.4% think it is Average.



Quality of Support Material:

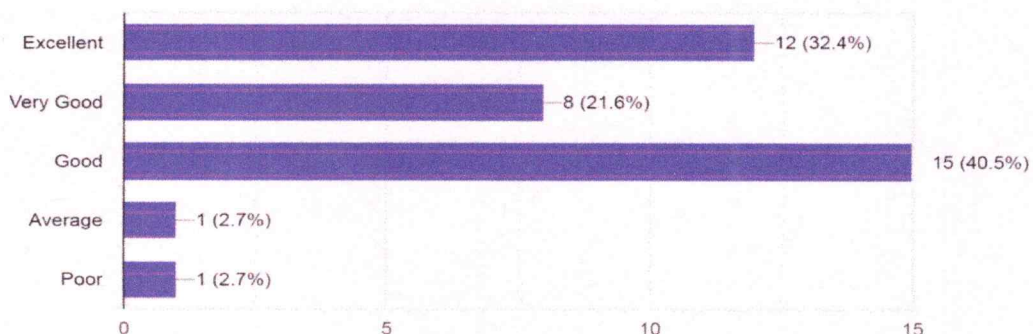
Quality of support material
37 responses



According to the graph, it indicates that quality of support material to the students was excellent according to 24.3% of the total students, 35.1% students thought it is very good and 35.1% of the students thought it is good but 5.4% students thought it is average.

Opinion about Training and Placement:

Training & Placement
37 responses



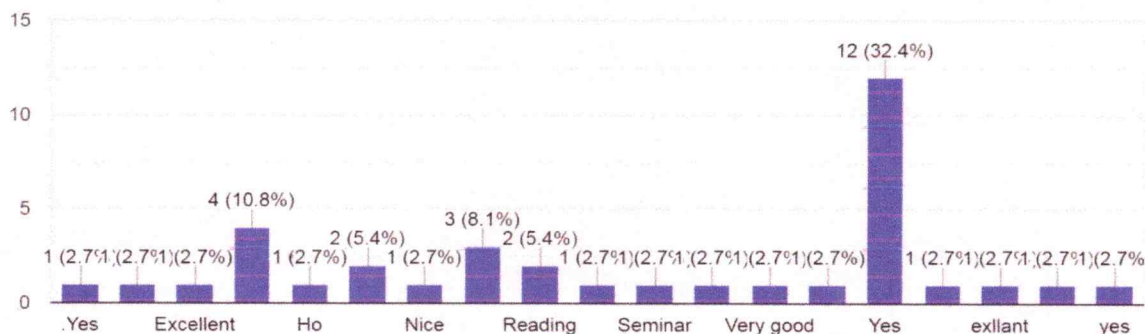
The graph shows student's opinion about Training and Placement. 32.4% students have said that it is excellent and 21.6% said it is very good while 40.5% of students said it is good and 2.7% thought it is average but 2.7% thought it is poor.



Library/ Seminar/Reading:

5b. Library/Seminar/Reading

37 responses

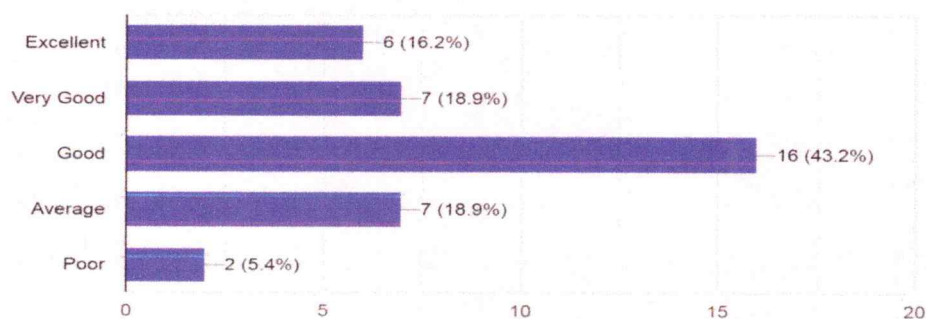


The above graph shows student's opinion about Library and Reading, Seminars taken in the college. 29.7% students have said that it is excellent, 24.3% students said it is very good and 40.5% students said it is good.

Canteen Facility in the College:

Canteen Facility

37 responses



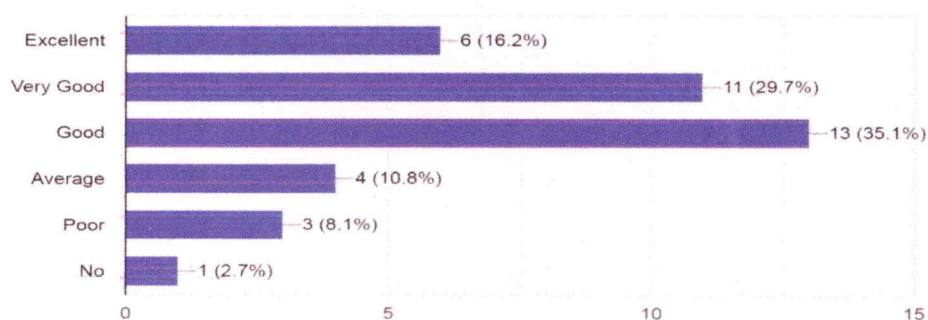
The above graph shows students view about college canteen. 16.2% students thought it is excellent, 18.9% students thought that very good and 43.2% students thought it is good while 18.9% students thought canteen facility is on average and 5.4% thought that is poor.



✚ Hostel Facility:

Hostel Facility

37 responses

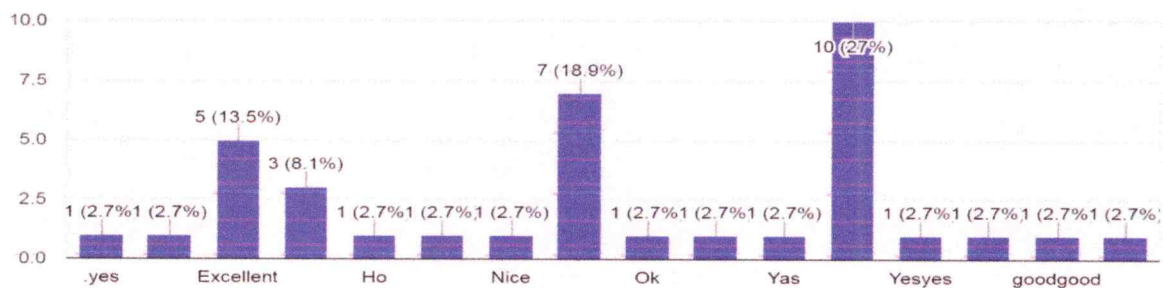


The above graph shows students view about college Hostel. 16.2% students thought it is excellent 29.7% students thought that very good and 35.1% students thought it is good while 10.8% students thought canteen facility is on average and 8.1% thought that is poor.

✚ Laboratories and Equipment's of the College:

5a. Laboratories & Equipment's

37 responses



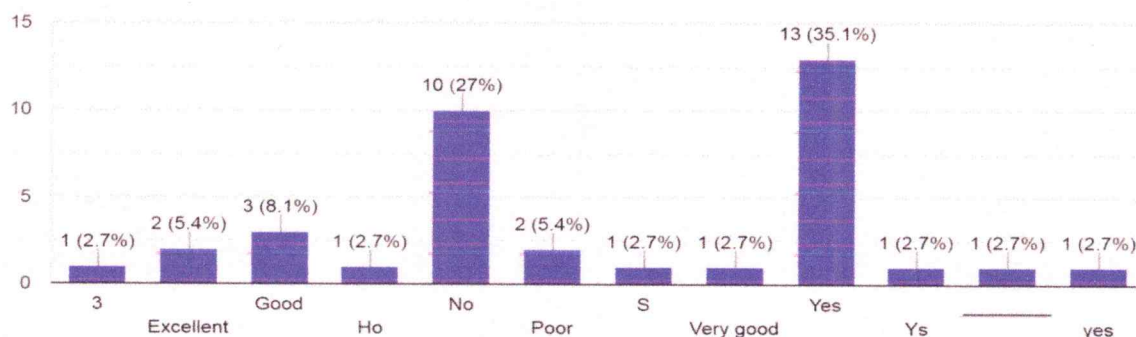
Above graph shows the students opinion about laboratories and equipment's of the college. The graph shows 27% students felt good about it, 18.9% of students felt it is nice and 13.5% of total students felt it's satisfactory.



Internet Facility in the College:

5d. Internet

37 responses

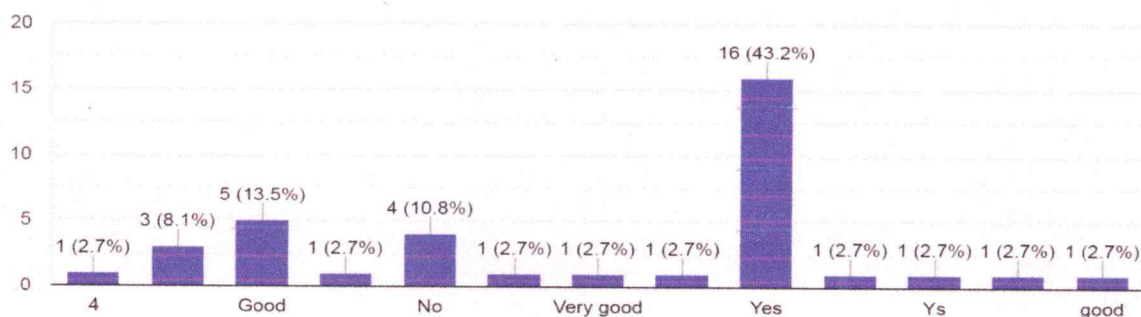


The above graph shows students opinions about Internet facilities are available in the College. 35.1% of the students gave good comments. 27 % of the students said it's nice. And 8.1% students gave no comments on the Internet Facility of The College.

Sports and Cultural Activities:

5e. Sports and cultural Facilities,

37 responses

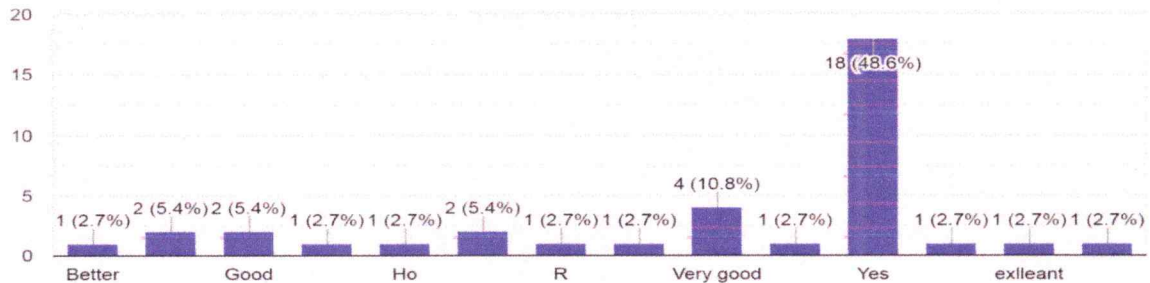


The above graph shows opinion of students in usefulness of sports and cultural facilities as nearly 43.2% thought its best, 13.5% have said it's very good and 10.8% students have said its good.



The Classrooms are clean and well maintained:


5f. Classrooms
37 responses



The above graph shows 48.6% of the students strongly agree, 10.8% of the students agree and 5.4% of the students said it's very good. 5.4% of the students said it's good about classrooms cleanliness and its maintenance.

Overall Rating of the Institute:

Overall Rating of the institute
37 responses




The above graph indicates that overall rating of the Institute. 24.3% students rated its excellent and 35.1% students rated as very good also 35.1% of the students rated as good while 8.1% rated as an average.



✚ Opinion about Alumni Association/ Network of Old Friends:

Alumni Association/Network of Old Friends

37 responses




The feedback opinion of the students about Alumni Associations and Network of Old Friends shows that 27% students gave excellent opinion, 37.8% have said it's very good and 35.1% students have said good about it while 5.4% students gave on average opinion.

✚ What is the Caliber of students passing out of this institute?

What is the caliber of students passing out of this institute

37 responses




The Feedback we have collected from the students passed out of this Institute shows what the exact caliber a student has. 29.7% students have excellent caliber, 40.5% students have very good caliber and 24.3% of the passed out students have good caliber but only 10.8% people have an average caliber.



Rating of the Courses which are skill related suiting to the industry included into the programs

How do you rate the course which are skill related suiting to the industry included into the programs?

37 responses

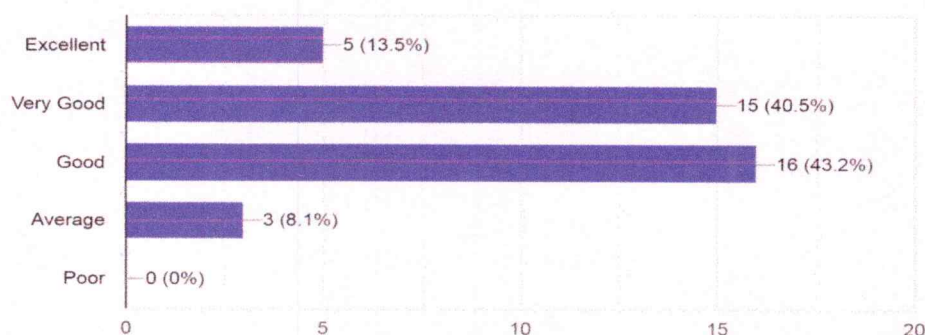


The passed out students rated the courses which are skill related suiting to the industry included into the programs 32.4% people rated that the course was excellent, 27% students rated as it was very good and 35.1% students rated it as good while 2.7% of the people rated it's on an average.

Rating of the learning experience in terms of their relevance to the real life application

How do you rate the learning experience in terms of their relevance to the real life application?

37 responses



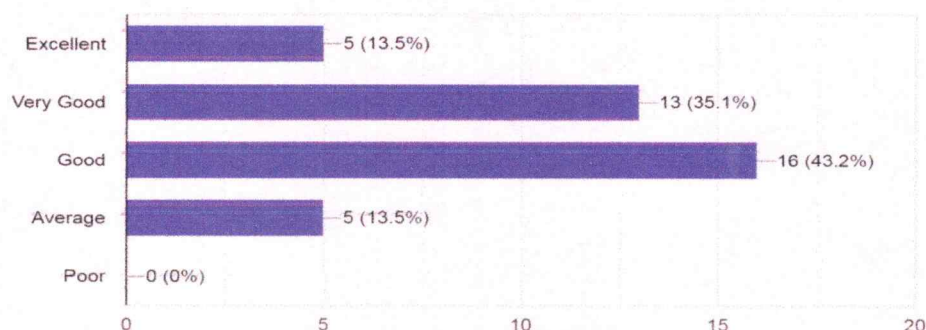
The passed out students rated the learning experience in terms of their relevance to the real life application. 13.5% people rated that the course was excellent, 40.5% students rated as it was very good and 43.2% students rated it as good while 8.1% of the people rated it's on an average.



Rating of the Courses they have learnt in relation to their current job:

How do you rate the courses that you have learnt in relations to your current job?

37 responses

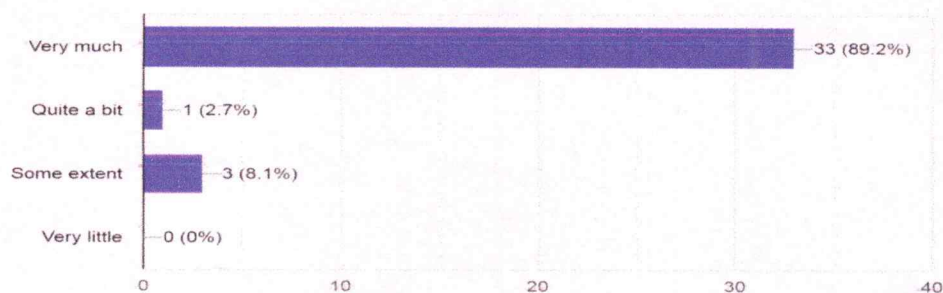


The passed out students rated the courses they have learnt in accordance to how the course help them to achieve their current job. 13.5% people rated that the course was excellent, 35.1% students rated as it was very good and 43.2% students rated it as good while 13.5% of the people rated it's on an average.


Opinion of the students in preparation and to educate students for graduate and post graduate programmes:

1. Preparation: To educate students for graduate and postgraduate programmes and to succeed in their chosen/related field.

37 responses



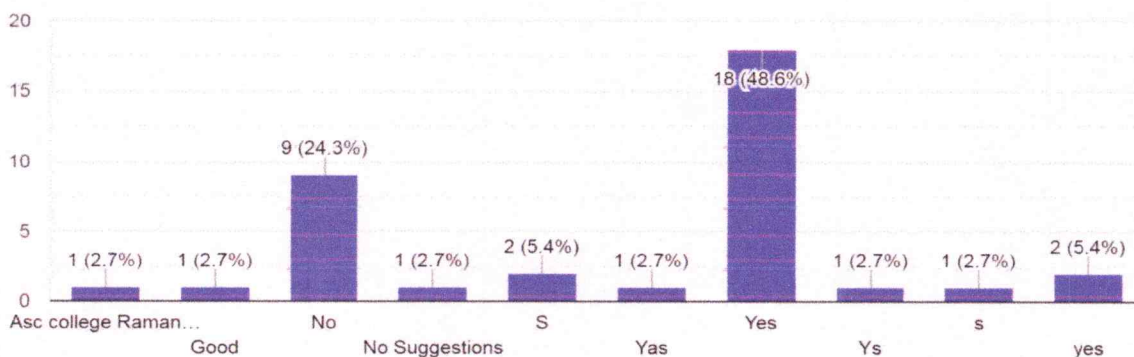
The above graph shows the opinion of the students in preparation and to educate students for graduate and post graduate programmes and success in their choosen field. 89.2% students have said that it was useful very much, 2.7% have said that it was quite a bit useful and 8.1% people thought that it was useful on some extent.



✚ Do you feel proud to be associated with this College as Alumni?

1. Do you feel proud to be associated with this college as Alumni?

37 responses

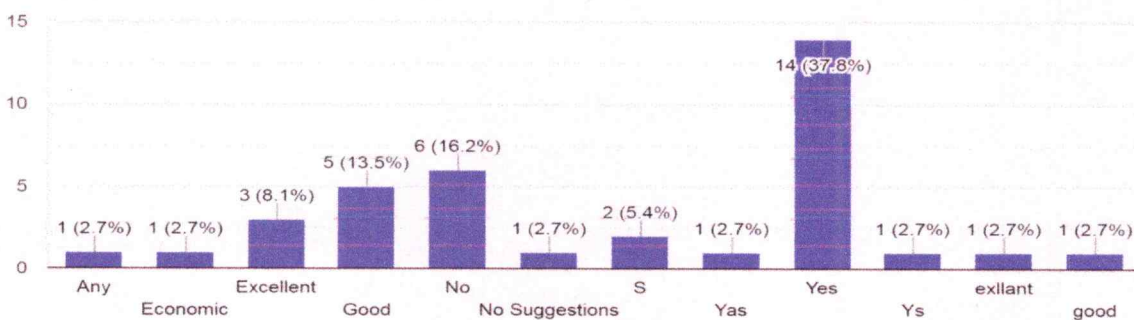


When we took feedback from the passed out students of this College whether they feel proud to be associated with this College as Alumni, they have given their views as almost 48.6% students feel proud as Alumni of this College, 24.3% students said they have great experience in the College and feel proud of this College and as well as feel proud as a they were part of this College.

✚ Rating of the students in developing activities organized by the Department/ College for their overall development:

2. How do you rate developing activities organized by the Department/college/Institute for your overall development?

37 responses



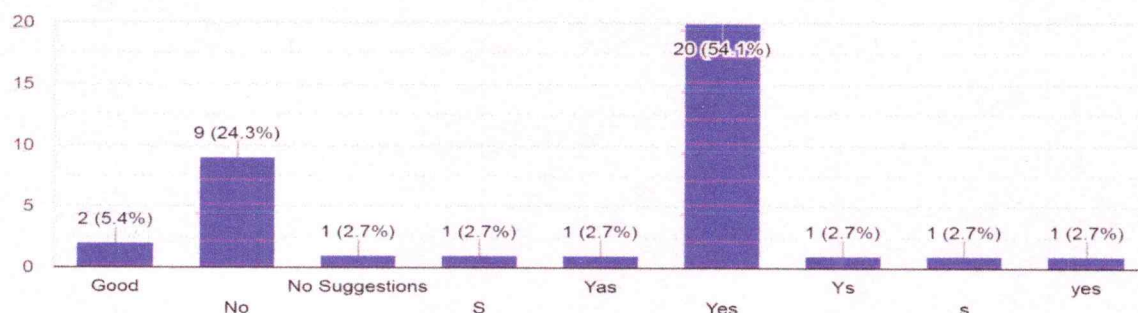
The above graph shows the rating of students about developing activities as 37.6% students strongly agree with it, 16.2% are agree and 13.5% felt its very good but 8.1% thought its good.



✚ Willingness of the students to contribute to the development of the College:

3. Are you willing to contribute to the development of the college?

37 responses



The feedback graph shows near about 54.1% students shows their willingness in contributing to the development of the College while 2% students have already contributed to the development of the College.

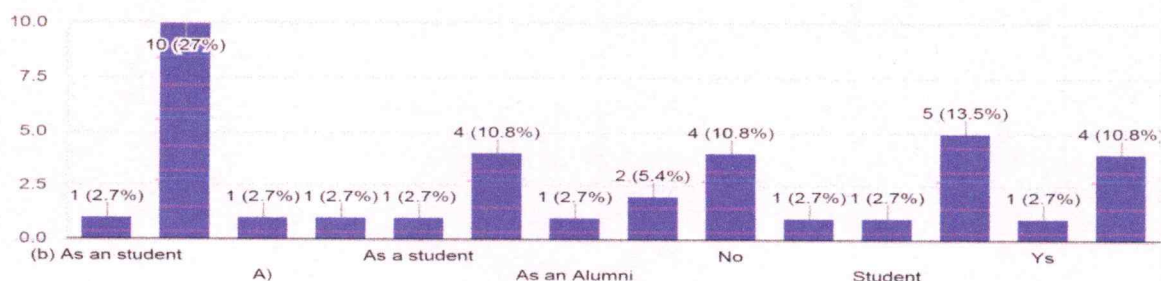
✚ Opinions of the students about Grievances/problems handled by the Department / College, a) as a student b) as an Alumni:

4. Where/Are your grievances properly handled at the Department/college?

(a)

As a student (b) As an Alumni

37 responses



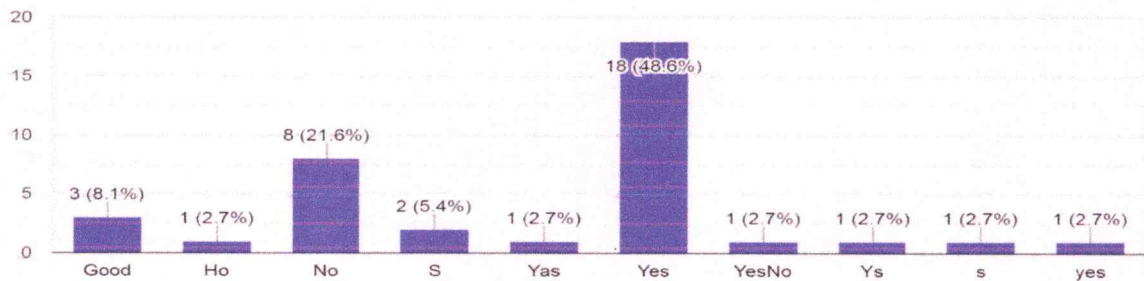
According to above graph, the student's views said that about 27% students are satisfied with the problems/ grievances handled by the College as a student and nearly 13.5% students are satisfied with the grievances solved by the College as an Alumnus.



Views of the students in imparting education at ASCC useful and relevant in their present job:

7. Is the education imparted at ASCC useful and relevant in your present job?

37 responses



We have collected views of students passed out from this College about education imparted at ASCC and the report shows that nearly 48.6% students are satisfied with it and think that it was very useful in getting their present job.

Recommendation and Suggestions:

1. It was suggested to provide drinking water.
2. Plant more trees.
3. Parents also felt that the employment and internship opportunities should be improved.

Prave
Chairman,
Feedback Committee



Dr. Patangrao Kadam
Incharge Principal
Dr. Patangrao Kadam Mahavidyalaya,
Ramnagar, Ramnagar (M.S.)

